

WITH LI-ION
TECHNOLOGY



B. BRAUN VET CARE

AESCULAP® Acculan 4 Small drill and TPLO saw

AESCULAP® Acculan 4 Family

OVERVIEW

Acculan 4 Family



APPLICATION

Acculan 4 is a powerful and simple to use system which combines reliability, longevity and ergonomics.

- **Indications:**
Orthopedics,
traumatology,
cardiothoracic surgery



VETERINARY SURGERY

The Acculan 4 small drill and the Acculan 4 TPLO saw meets all needs for veterinary surgeries





AESCULAP® Acculan 4 Battery and Charging Unit

ONE BATTERY FOR TWO SYSTEMS



Acculan 4



LI-ION TECHNOLOGY

- More power than previous NiMH batteries*
- Longer life cycle
- No memory effect
- Reliable
- Can be used with
 - Acculan 4 small drill
 - Acculan 4 TPLO saw
 - Acculan 3Ti small drill
 - Acculan 3Ti TPLO saw

* internal tests

BATTERY SYSTEM FOR ACCULAN 4 SMALL DRILL AND TPLO SAW



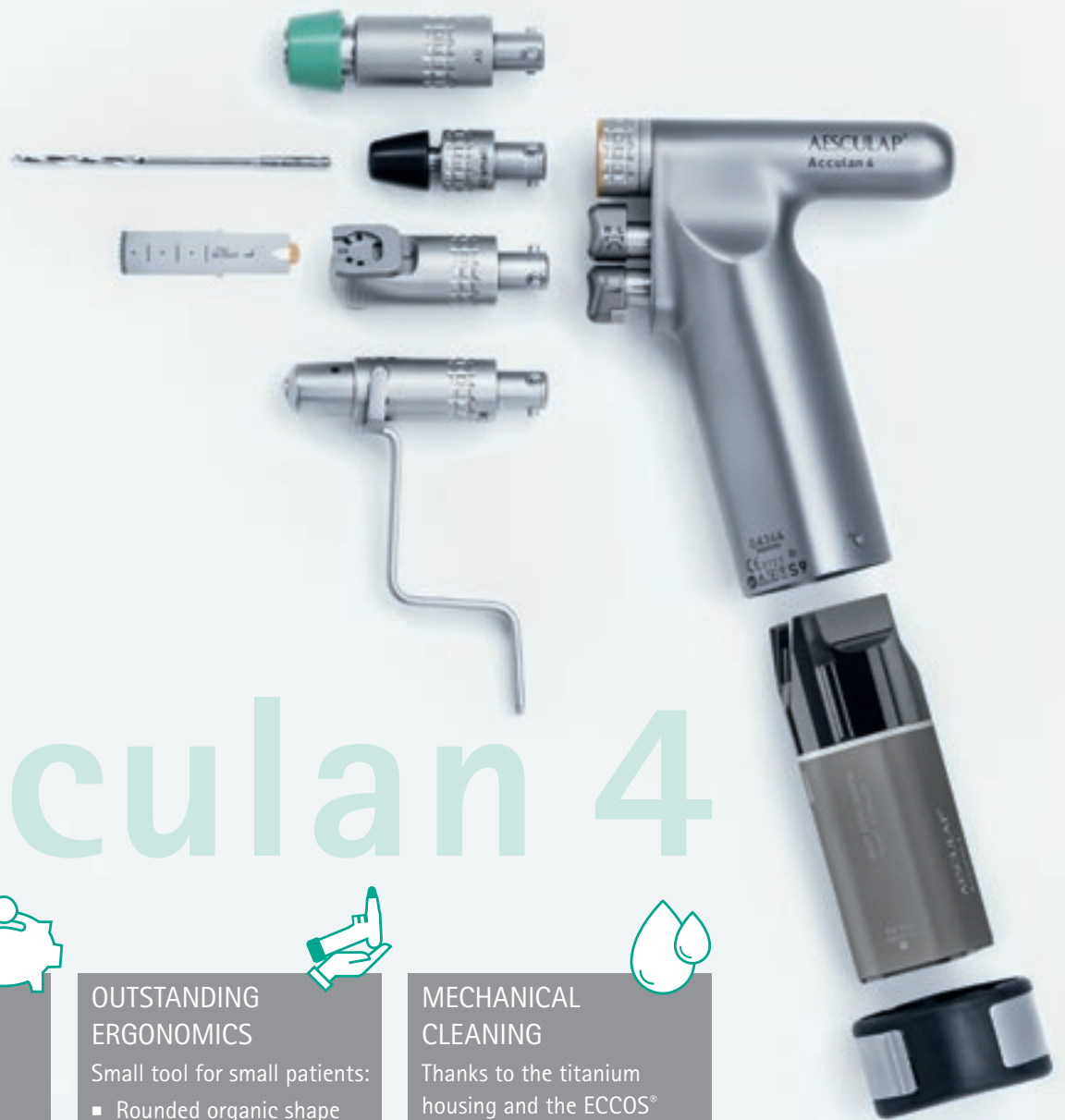
PRODUCT	NO.	ART.-NO.
Acculan 4		
Acculan 4 Li-Ion Battery short	1	GA346
Acculan 4 Charging Unit	2	GA320
Power Cord	3	TE730

**RECOMMENDATION:**

For one drill/saw: 2 batteries
For two drills/saws: 3 batteries

AESCULAP® Acculan 4 Small Drill

SMALL, LIGHTWEIGHT, DURABLE



Acculan 4



LOW RUNNING COSTS

Thanks to Quality and Service:

- Long lifespan due to unsterile batteries and low running costs
- Battery exchange at a fixed price
- High grade materials for high requirements: Titanium, Stainless Steel, PEEK



OUTSTANDING ERGONOMICS

Small tool for small patients:

- Rounded organic shape of the grip area
- Handle incorporates the battery and avoids a bulky battery compartment
- Small and light weight with a good visibility on surgical field



MECHANICAL CLEANING

Thanks to the titanium housing and the ECCOS® storage solution Acculan 4 is suitable for mechanical and manual cleaning, even with alkaline cleaning media. Rinsing adaptors for cleaning of lumens like cannulation and saw blade coupling in the washer.



1



2



3



4



5



6


Particularly suitable for small animals and toy breeds

For special orthopedic indications



7

- Size indication
- 0.6 - 1.8
 - 1.8 - 3.0
 - 3.0 - 4.0



7



8

PRODUCT	NO.	ART.-NO.
Acculan 4		
Acculan 4 Small Drill	1	GA344
Acculan Lid	2	GA675
Drill Attachment Large Jacobs (Ø 0.5 - 7.4 mm)	3	GB881R
Drill Attachment AO-Small	4	GB884R
Drill Attachment Small Jacobs (Ø 0.5 - 4.0 mm) → particularly suitable for small animals and toy breeds	5	GB882R
Drill Attachment Dental Shank → particularly suitable for small animals and toy breeds	6	GB887R
Reamer Attachment Large Jacobs → for special orthopedic indications	7	GB870R
K-Wire Attachment	8	GB894R
Sagittal Saw Attachment	9	GB891R

AESCULAP® Acculan 4 Small Drill

STORAGE





Acculan 4



SAFE AND EASY STORAGE

This is how your new Acculan 4 small drill could be stored



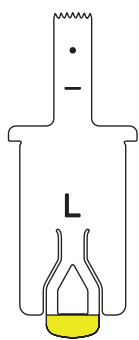


PRODUCT	NO.	ART.-NO.
Storage recommendation		
ECCOS® Fixation for GA344 / GA844	1	GB482R
ECCOS® Fixation for 1 attachment	2	GB715R
ECCOS® Fixation for 3 attachments	3	GB716R
1/4-Size Perforated Basket 269 x 171 x 93 mm without lid	4	JF282R
Container 312 x 190 x 130 mm	5	JN096
Reusable Filter	6	JK091
Reprocessing and lubrication		
Sterilit® Power Systems Oil Spray	7	GB600
Oilspray-Adapter for GA344/GA844 (already included in delivery of Acculan 4 Small Drill GA344)	8	GB600880
Adapter for mechanical cleaning (already included in delivery of Acculan 4 Small Drill GA344)	9	GA344211
Cleaning Brush 200 x 30 x 4.5 mm (already included in delivery of Acculan 4 Small Drill GA344)	10	TA011944

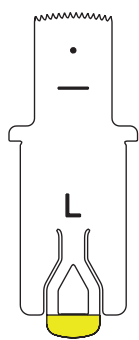
Storage solutions for bigger autoclaves upon request

AESCULAP® Acculan 4 Small Drill

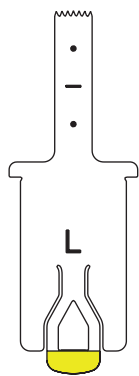
TOOLS – SAGITTAL SAW (OSCILLATING SAW BLADES)



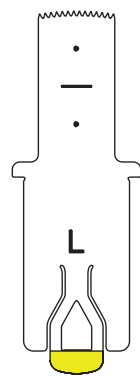
GP501R



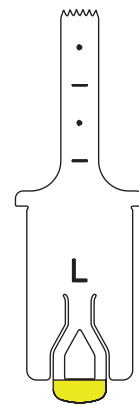
GP502R



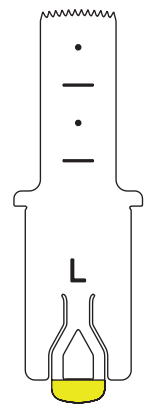
GP504R



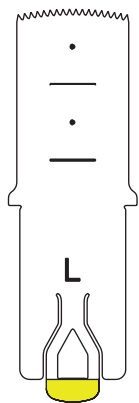
GP505R



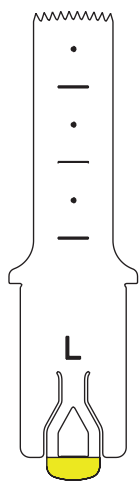
GP514R



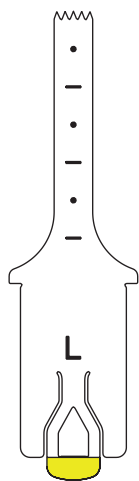
GP515R



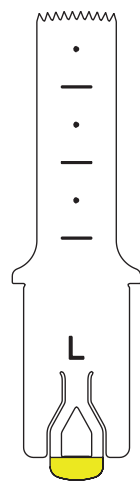
GP516R




GP518R




GP521R













GP522R

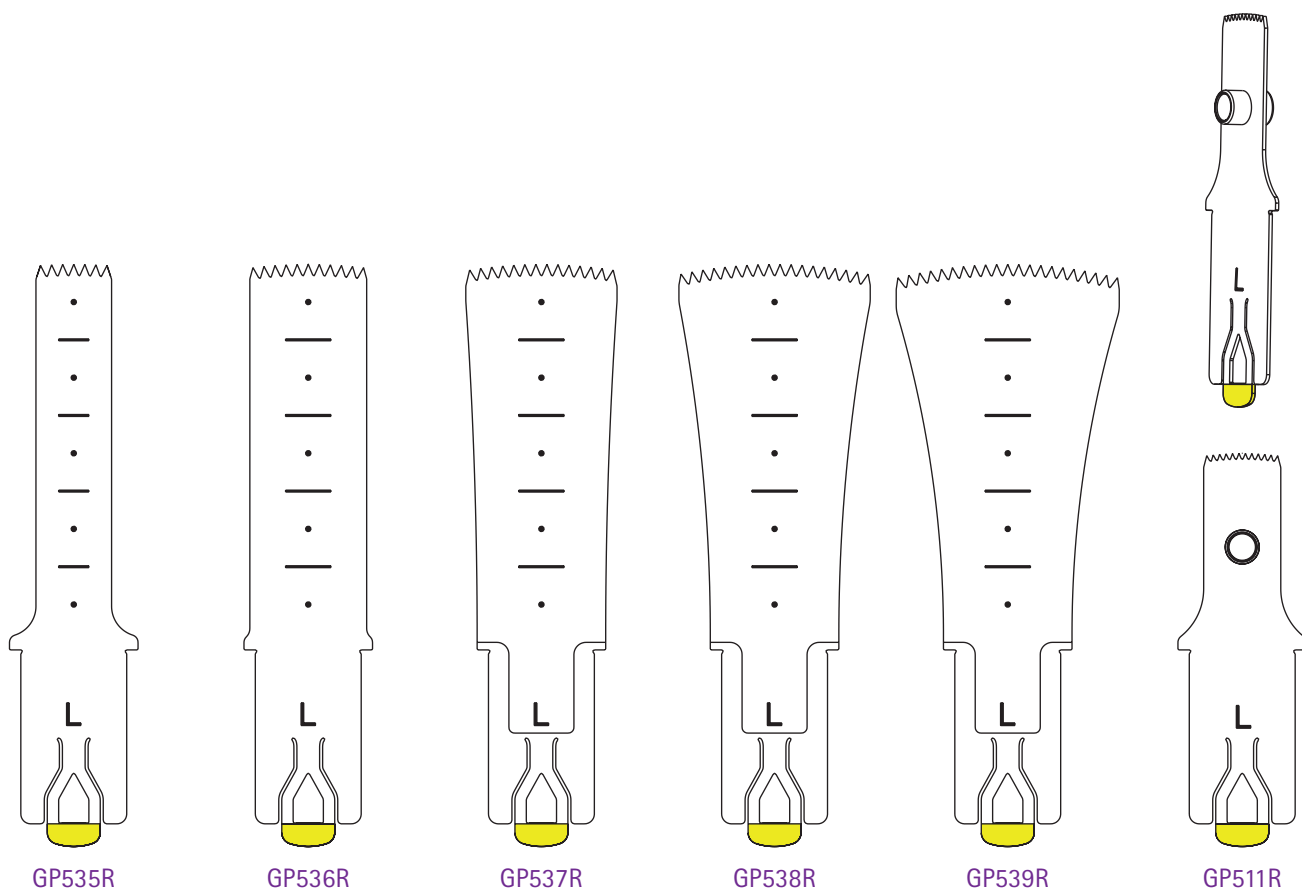








GP523R



GP524R

											
GP501R		15 mm	5 mm	0.5 mm	0.5 mm		GP516R	25 mm	15 mm	0.5 mm	0.7 mm
GP502R		15 mm	10 mm	0.5 mm	0.5 mm		GP518R	35 mm	10 mm	0.5 mm	0.5 mm
GP504R		20 mm	5 mm	0.5 mm	0.5 mm		GP521R	35 mm	5 mm	0.5 mm	0.5 mm
GP505R		20 mm	10 mm	0.5 mm	0.5 mm		GP522R	35 mm	10 mm	0.5 mm	0.7 mm
GP514R		25 mm	5 mm	0.5 mm	0.7 mm		GP523R	35 mm	15 mm	0.5 mm	0.7 mm
GP515R		25 mm	10 mm	0.5 mm	0.7 mm		GP524R	35 mm	20 mm	0.5 mm	0.7 mm



						
GP535R		50 mm	10 mm	0.5 mm	0.8 mm	
GP536R		50 mm	15 mm	0.5 mm	0.8 mm	
GP537R		50 mm	20 mm	0.7 mm	0.9 mm	
GP538R		50 mm	25 mm	0.7 mm	0.9 mm	
GP539R		50 mm	30 mm	0.7 mm	0.9 mm	
GP511R		35 mm	10 mm	0.5 mm	0.5 mm	10 mm

Saw blades in full-scale.
More saw blades see brochure 017599.

AESCU LAP[®] Acculan 4 Small Drill

TOOLS – DRILL BITS, TAPS



DRILL BITS

Ø	Dental Shaft		A0-Shaft		Round Shaft	
	Art. No.	Length mm	Art. No.	Length mm	Art. No.	Length mm
1.1 mm	GC461R	65/28	VC030R	60/35		
	GC481R	38/23				
1.5 mm	GC462R	75/53	VC031R	85/60	GC002R	70/40
	GC482R	38/23				
1.8 mm			VC032R	105/75		
2.0 mm	GC464R	90/58	VC033R	100/75	GC004R	100/50
	GC484R	38/23				
2.4 mm			VC034R	105/75		
2.5 mm			VC035R	110/85	GC006R	100/50
2.7 mm			VC036R	100/75		
3.2 mm			GC319R	150/120	GC009R	100/60
3.5 mm			VC037R	110/85	GC010R	100/60
4.0 mm					GC012R	110/70
4.5 mm			GC323R	150/120	GC013R	150/80
5.0 mm					GC014R	160/90
6.0 mm					GC016R	160/90



TAPS

Ø	Dental Shaft		A0-Shaft	
	Art. No.	Length mm	Art. No.	Length mm
1.5 mm	GC437R	50/20	VC040R	130/32
2.0 mm	GC438R	54/24	VC041R	130/32
2.4 mm			VC042R	130/32
2.7 mm			VC043R	130/32
3.5 mm			VC044R	130/50
3.5 mm cancellous			GC340R	130/63
4.0 mm			GC346R	130/60
4.5 mm			GC344R	130/63

For further drills see brochure O17599.

AESCULAP® Acculan 4 TPLO Saw

FOR THE PRECISE CUT



TPLO Saw

FEATURE



- **Max. Power**
250 W
- **Oscillation frequency**
0-ca. 15 000 1/min
- **Oscillation angle**
ca. 6.5 °
- **Weight (with battery)**
ca. 1.48 kg
- **Size**
ca. 280 x 54 x 74 mm

BENEFITS



- Powerful –
with less vibration
- Developed for the perfect
cut
- Ergonomic design and
easy handling
- Titanium housing
- Variable speed

SYSTEM



- Battery and charger are the
same as for the Acculan 4
small drill
- Long-lasting saw blades

IDEAL CUT



- Straight design for easy
handling and precise
cutting
- Balanced in your hands



PRODUCT	NO.	ART.-NO.
TPLO Saw		
Acculan 4 TPLO Saw	1	GT666
Acculan Lid	2	GA675

AESCULAP® Acculan 4 TPLO Saw

STORAGE



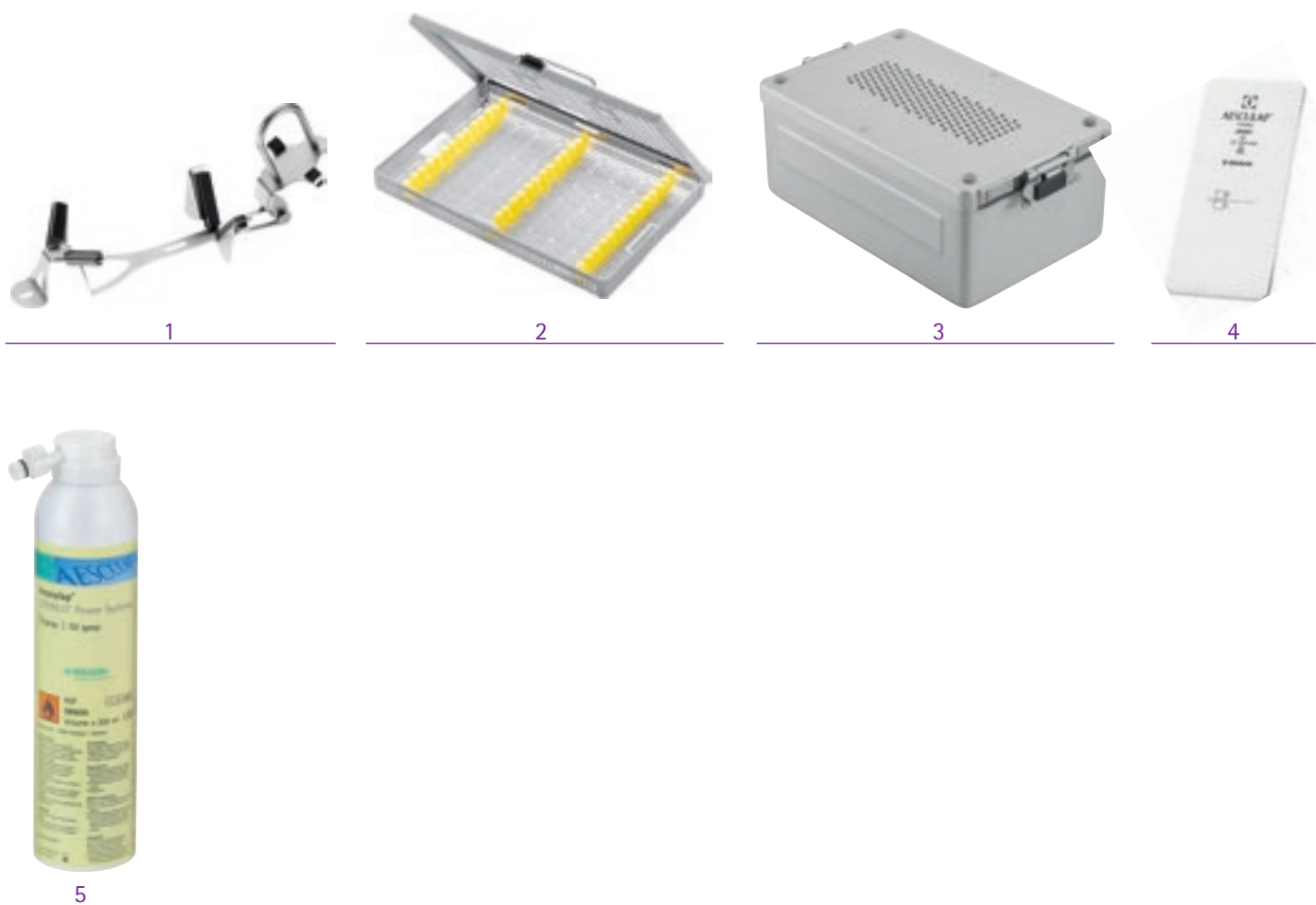
TPLO Saw



SAFE AND EASY STORAGE

This is how your new
Acculan 4 TPLO saw
could be stored





PRODUCT	NO.	ART.-NO.
Storage recommendation		
Eccos Fixation for Acculan straight machines	1	GB498R
Dental Tray Typ 3 273 x 176 x 30 mm	2	JG383R
Dental Container 312 x 190 x 130 mm	3	JN096
Reusable Filter	4	JK091
Reprocessing and lubrication		
Sterilit® Power Systems Oil Spray	5	GB600

AESCULAP® Acculan 4 TPLO Saw

TOOLS – SAW BLADES



TPLO Saw



FROM SMALL
TO LARGE THE
PERFECT CUT

- Light weight
- Less vibration
- Low heat
- Controlled, reproducible,
gentle dissection
- Standard triangular shaft



New
blade



After 25
procedures










After 50
procedures



TPLO Saw blades

AESCULAP® RADIUS CHART

Art. NO.	GC538R	GC539R	GC544R	GC545R	GC546R	GC547R	GC548R
Radius 1:2 scale	12 mm 	15 mm 	18 mm 	20 mm 	24 mm 	27 mm 	30 mm 

AESCULAP® ROTATION CHART

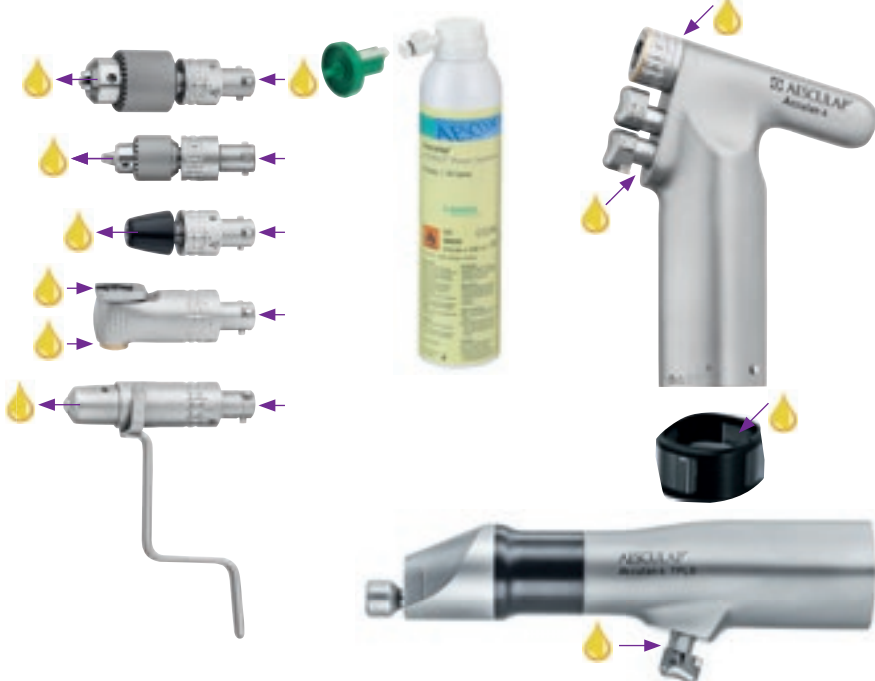


TPA	GC538R	GC539R	GC544R	GC545R	GC546R	GC547R	GC548R
15	2	2.6	3	3.5	4.25	4.75	5.25
16	2.2	2.8	3.25	3.75	4.5	5.2	5.75
17	2.4	3.1	3.75	4.1	5	5.65	6.25
18	2.6	3.3	4	4.5	5.5	6.1	6.75
19	2.9	3.6	4.25	4.85	6	6.55	7.25
20	3.1	3.8	4.5	5.1	6.25	7	7.75
21	3.3	4.1	4.75	5.55	6.75	7.45	8.3
22	3.5	4.3	5	5.9	7	7.9	8.85
23	3.7	4.6	5.5	6.2	7.5	8.35	9.4
24	3.9	4.9	5.75	6.5	8	8.8	10
25	4.1	5.1	6	6.85	8.25	9.25	10.4
26	4.3	5.4	6.25	7.2	8.75	9.7	11
27	4.5	5.7	6.75	7.5	9	10.15	11.5
28	4.7	5.9	7	7.9	9.5	10.6	12
29	5	6.2	7.25	8.25	10	11.05	12.5
30	5.2	6.4	7.5	8.6	10.25	11.5	13
31	5.4	6.7	8	8.9	10.75	12	13.5
32	5.6	7	8.25	9.3	11	12.45	14
33	5.8	7.3	8.5	9.65	11.5	12.9	14.5
34	6	7.5	8.75	10	12	13.35	15
35	6.2	7.8	9	10.3	12.25	13.8	15.5
36	6.4	8	9.5	10.7	12.75	14.25	16
37	6.6	8.3	9.75	11	13	14.7	16.5
38	6.8	8.6	10	11.4	13.5	15.15	17
39	7	8.8	10.25	11.75	14	15.6	17.5
40	7.2	9	10.5	12	14.25	16.05	18

AESCULAP® Acculan 4 Small drill and TPLO saw

REPROCESSING

REPROCESSING

➔ For 2 seconds



Lubricating

- Lubricate drill and attachments after each usage with GB600 Sterilit® Power Systems Oil Spray + corresponding adapter GA600880.
- It is a key factor for reprocessing and the longevity of the drill.

Function Check

- Check all product parts after each cleaning and disinfection for: cleanliness, damage, function, abnormal operation noise, excessive heat or heavy vibration.
- In addition check all reusable tools for sharpness.

Steam Sterilization

- Prevacuum 270 °F/275 °F, 4 min, minimum 20 min. drying time.
- **Do not autoclave wet** instruments and attachments.
- **Do not autoclave battery.**

CHARGING




- Remove battery from charger after charging.
- Do not leave any batteries inside charger while charger is unplugged.
- If battery has been used during surgery until battery stops, wait for the battery to „recover“ for 10-15 min before putting into the charger (otherwise red lights may indicate on charger).
- Remove battery from drill after surgery. If battery stayed inside the drill for several hours wait for the battery to „recover“ up to 10-15 min before putting it into the charger.

AESCULAP® Acculan 4 Small drill and TPLO saw

REPROCESSING

- ➔ Detach all attachments, lid and tools
- ➔ Remove battery



- ➔ Remove battery from charger after charging

Manual Cleaning

- Pre-cleaning of detached parts with cold water and **soft brush**.
- Cleaning with **enzymatic cleaning solution (pH-neutral)**.
- Move flexible components (such as sleeves) during cleaning.
- **Do not immerse in water.**

Intermediate Rinse

- Rinse parts with water after cleaning to remove cleaning agents.

Drying

- Dry instruments with clean **lint-free towel**.

Disinfection

- Wipe disinfection.

Final Rinse

- With **distilled water** (demineralized).

Drying

- Dry instruments with clean **lint-free towel**.
- Use canned air or compressed air if necessary to remove excess moisture from internal gears.
- Allow sufficient time for internal parts to dry.

B. Braun Vet Care GmbH | Am Aesculap-Platz | 78532 Tuttlingen
Tel. +49 (0) 74 61 95-2191 | info@bbraun-vetcare.de | www.bbraun-vetcare.de

The main product trademark "Aesculap" and the product trademarks "Eccos" and "Sterilit" are registered trademarks of Aesculap AG. Subject to technical changes. All rights reserved. This brochure may only be used for the exclusive purpose of obtaining information about our products. Reproduction in any form partial or otherwise is not permitted.